



District Report Card: 2017


State: Rajasthan	District: Bikaner
Class: 5	Subject: Language
Schools: 61	Students: 1029


Participation/Coverage


Students

<div>GENDER</div> <div></div>	Boys		Girls	
	Number	%	Number	%
	481	46.74	548	53.26

<div>AREA</div> <div></div>	Rural		Urban	
	Number	%	Number	%
	963	93.59	66	6.41

<div>CATEGORY</div> <div></div>	SC		ST		OBC		GEN	
	Number	%	Number	%	Number	%	Number	%
	453	44.02	1	0.10	394	38.29	181	17.59

<div>CWSN</div> <div></div>	LD	VI	HI	S&LD	ID	Oth
	2	5	0	3	9	1

<div>Management</div> <div></div>	Government		Government-aided	
	Number	%	Number	%
	1029	100.00	0	0.00

Average Performance of Students in Language (%)

Overall	Gender		Area		Management		Social Group			
	Male	Female	Rural	Urban	Govt.	Aided	SC	ST	OBC	GEN
67.83	67.83	67.83	67.98	65.66	67.83	0.00	67.27	40.00	68.16	68.69

Performance on Learning Outcomes (LOs)

Learning Outcomes	Description	Average Performance(%)
L504	Reads and comprehends independently storybooks, news items/ headlines, advertisements etc.	64.33
L508	Reads text with comprehension, locates details and sequence of events	69.58

Range of Performance of Students who Answered Correctly							
Below 30%		30% - 50%		50% - 75%		Above 75%	
Number	%	Number	%	Number	%	Number	%
48	4.66	174	16.91	405	39.36	402	39.07

Lowest Performing Learning Outcomes (LOs)

- 1 - Reads and comprehends independently storybooks, news items/ headlines, advertisements etc. (64.33)
- 2 - Reads text with comprehension, locates details and sequence of events (69.58)